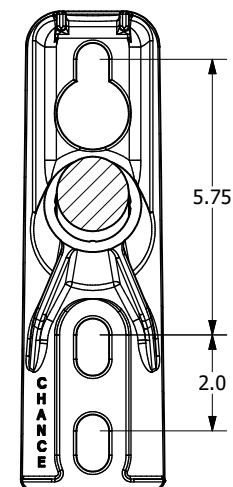
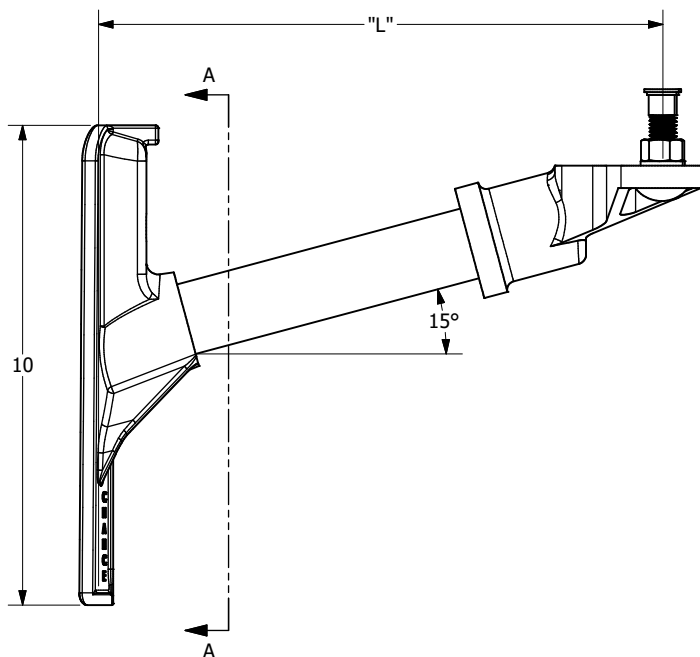
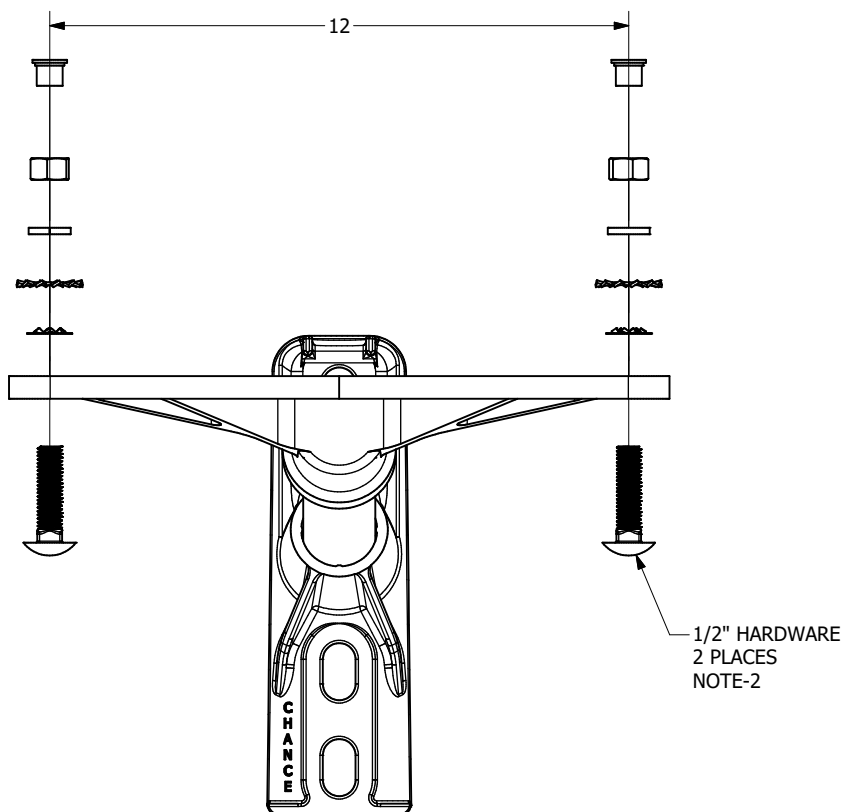


LONGITUDINAL
VERTICAL
LOADING ORIENTATION
(NOTE-3)
TRANSVERSE



SECTION A-A

CAT. NO	DESCRIPTION	"L"	VERTICAL "V" lbs. (kg)	LONGITUDINAL "L" lbs. (kg)	TRANSVERSE "T" lbs. (kg)
1SBM12AMT	STANDOFF WITH CAST "T" END FERRULE	12.0	1800 (817)	1400 (635)	10,000 (4536)
1SBM15AMT	STANDOFF WITH CAST "T" END FERRULE	15.0	1500 (680)	1100 (499)	10,000 (4536)
1SMB18AMT	STANDOFF WITH CAST "T" END FERRULE	18.0	1200 (544)	650 (431)	10,000 (4536)
1SBM21AMT	STANDOFF WITH CAST "T" END FERRULE	21.0	1050 (476)	825 (374)	10,000 (4536)
1SBM24AMT	STANDOFF WITH CAST "T" END FERRULE	24.0	900 (408)	700 (318)	10,000 (4536)
1SBM12AMTB	STANDOFF WITH HARDWARE	12.0	1800 (817)	1400 (635)	10,000 (4536)
1SBM15AMTB	STANDOFF WITH HARDWARE	15.0	1500 (680)	1100 (499)	10,000 (4536)
1SBM18AMTB	STANDOFF WITH HARDWARE	18.0	1200 (544)	950 (431)	10,000 (4536)
1SBM21AMTB	STANDOFF WITH HARDWARE	21.0	1050 (476)	825 (374)	10,000 (4536)
1SBM24AMTB	STANDOFF WITH HARDWARE	24.0	900 (408)	700 (318)	10,000 (4536)

- NOTES-
- MATERIAL
BASE AND END FITTINGS: CAST ALUMINUM
ROD: 1-1/2" DIAMETER EPOXIROD
 - 1/2" HARDWARE INCLUDES 2" BOLT, CARRIAGE BOLT RETAINER, EXT. TOOTH LOCKWASHER, LOCKWASHER, HEX NUT, AND CAPPLUG. HARDWARE INCLUDED ON CATALOG NUMBERS WITH A "B" SUFFIX ONLY (EX. 1SBM12AMTB).
 - SEE CHART FOR ULTIMATE LOAD RATING.

CHANCE®

CONFIDENTIAL: THIS DRAWING AND ITS CONTENTS ARE CONFIDENTIAL AND THE EXCLUSIVE PROPERTY OF HUBBELL POWER SYSTEMS. NO PUBLICATION, DISTRIBUTION, OR COPIES MAY BE MADE WITHOUT THE WRITTEN CONSENT OF HUBBELL POWER SYSTEMS. HUBBELL POWER SYSTEMS UNPUBLISHED ALL RIGHTS RESERVED UNDER THE COPYRIGHT LAWS.



HUBBELL POWER SYSTEMS, INC.

TITLE			
STANDOFF, SINGLE PHASE, 15° "T" END FERRULE			
SIZE C	CAT / PART / ASSY NO. SEE CHART	DWG NO. SA1SBM12AMT	REV A
DO NOT SCALE THIS DRAWING	DRN BY CBW	DATE 6/22/2022	SHEET 1 OF 1